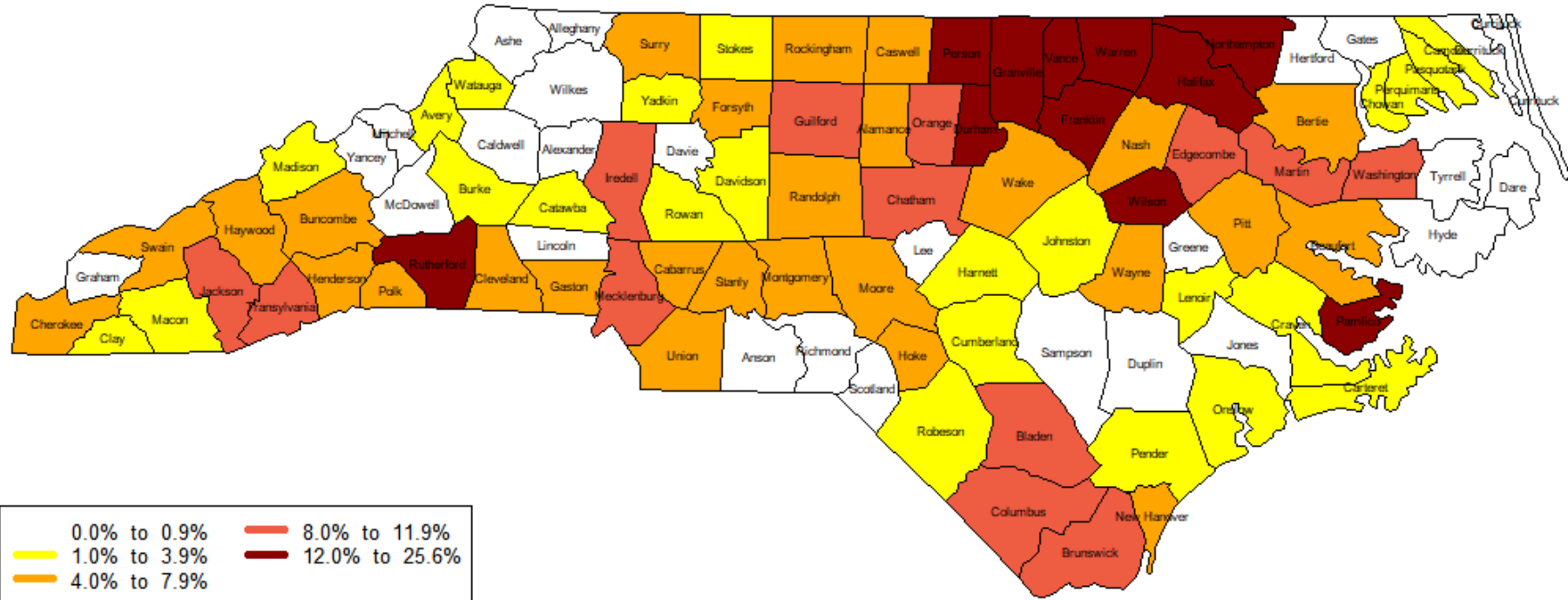


# Percentage of Public School Students in Membership at Charter Schools

FY 2018

ATTACHMENT C



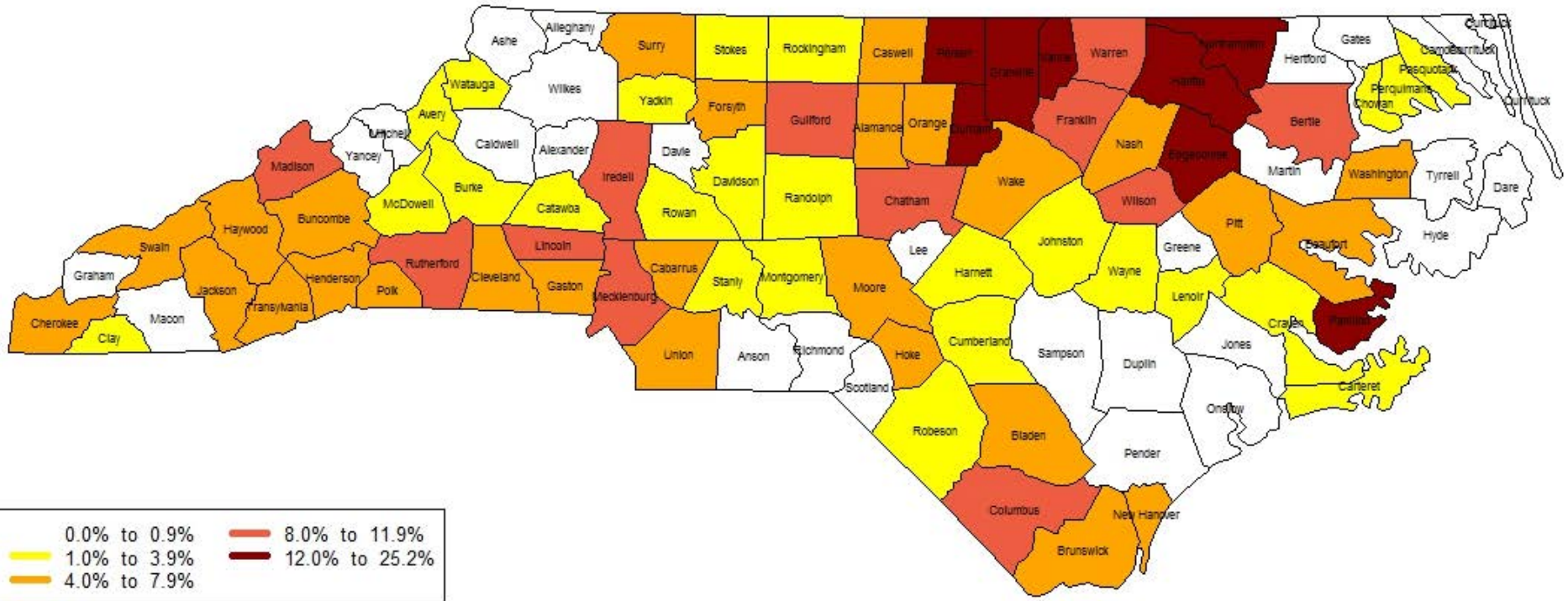
For purposes of illustration, city LEAs are combined with the county LEAs. In most cases, the city percentage is similar to the county percentage, except for the following:

Halifax	25.6%	Surry	5.7%
Weldon City	23.7%	Elkin City	2.6%
Roanoke Rapids	5.5%	Mount Airy City	10.8%
Orange	9.3%		
Chapel Hill	0.9%		

Source: Charter school membership collected from LEAs via electronic survey.  
LEA membership from 2017-18 Allotted ADM

# Percentage of Public School Students in Membership at Charter Schools

## FY 2017



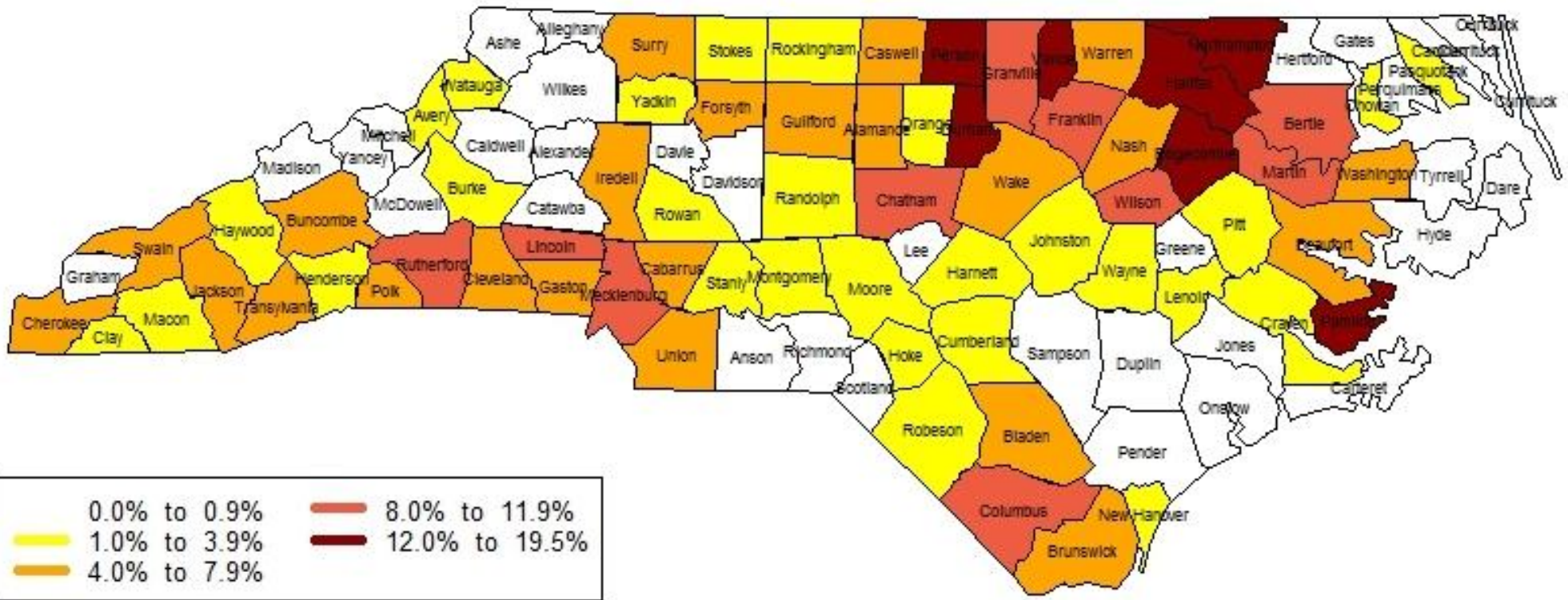
For purposes of illustration, city LEAs are combined with the county LEAs. In most cases, the city percentage is similar to the county percentage, except for the following:

Halifax	25.2%	Surry	5.2%
Weldon City	22.4%	Elkin City	2.4%
Roanoke Rapids	5.9%	Mount Airy City	10.2%
Orange	7.5%		
Chapel Hill	1.1%		

Source: Charter school membership collected from LEAs via electronic survey.  
LEA membership from 2016-17 Allotted ADM

# Percentage of Public School Students in Membership at Charter Schools

Month 1 2015-16



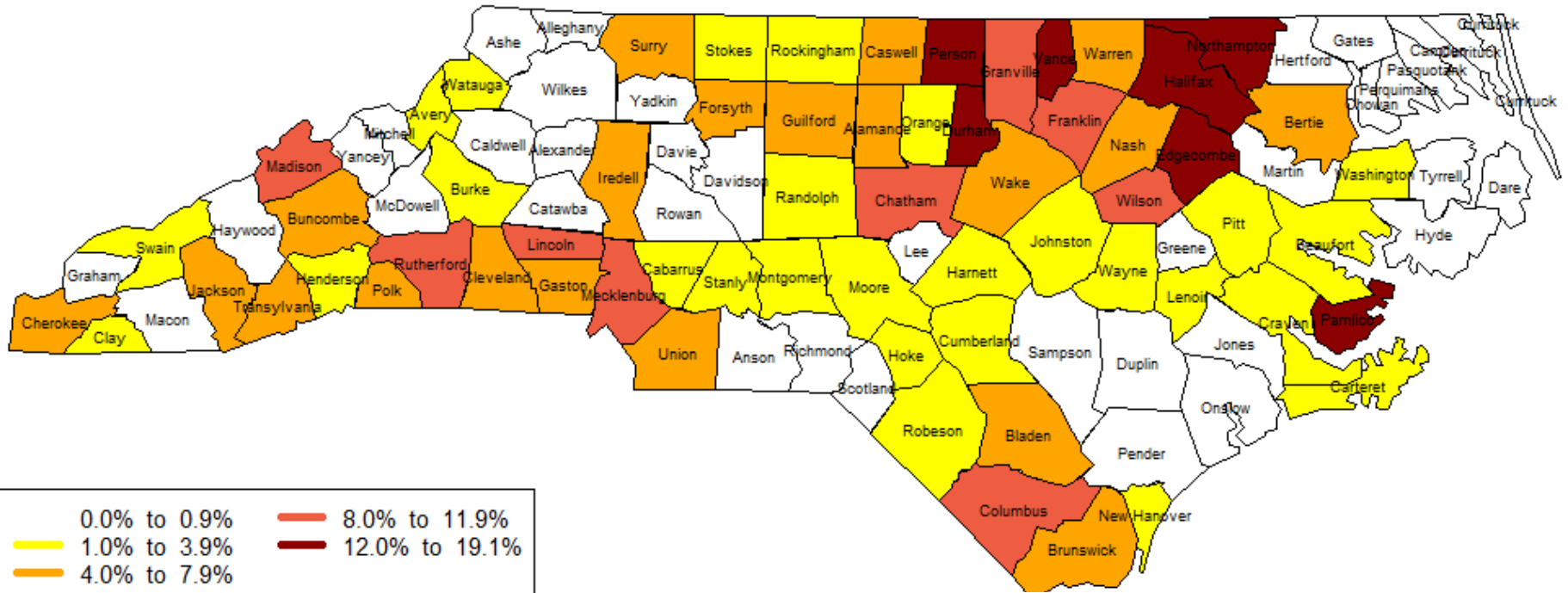
Source: Charter school membership collected from LEAs via electronic survey.

LEA membership from 2015-16 Allotted ADM

For purposes of illustration, city LEAs are combined with the county LEAs. In most cases, the city percentage is similar to the county percentage, except for the following:

Halifax	22.7%	Surry	4.7%
Weldon City	17.1%	Elkin City	1.8%
Roanoke Rapids	5.5%	Mount Airy City	9.4%
Orange	6.4%	Cabarrus	5.3%
Chapel Hill	1.2%	Kannapolis City	2.3%

# Percentage of Public School Students in Membership at Charter Schools Month 1 2014-2015



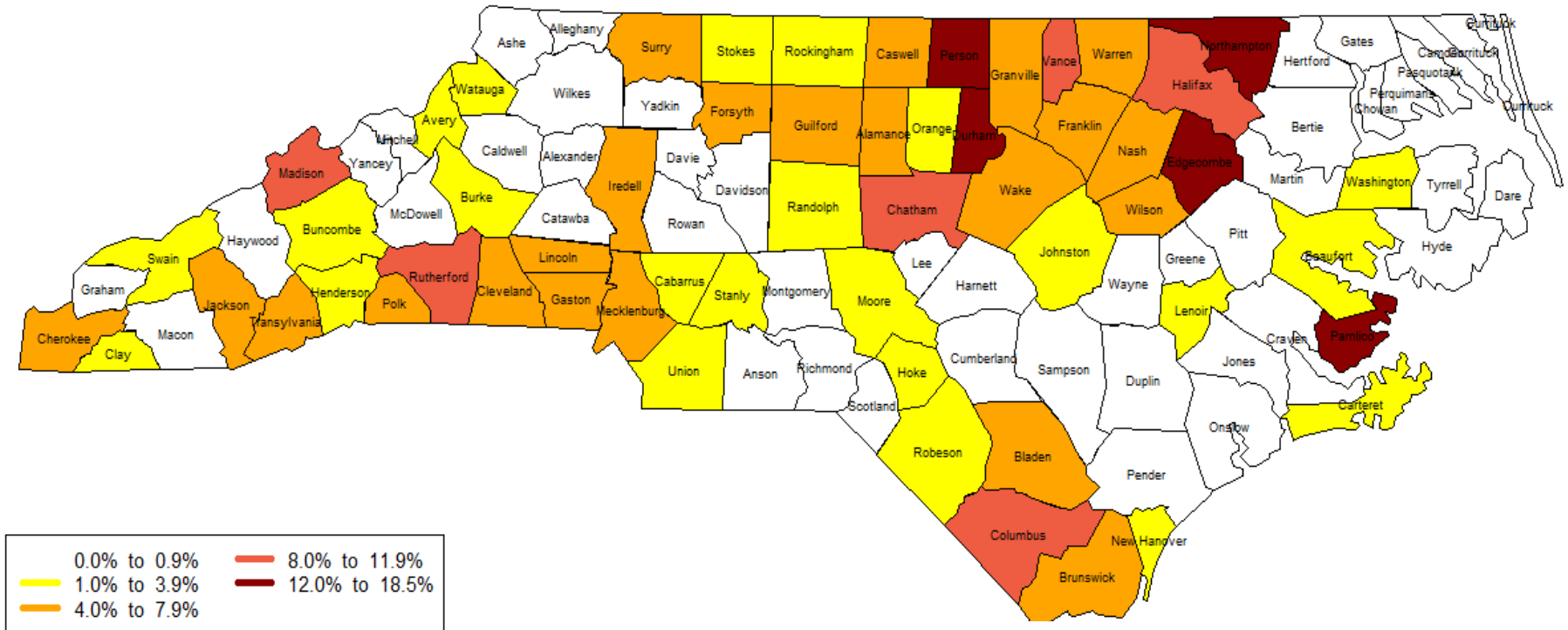
For purposes of illustration, city LEAs are combined with the county LEAs. In most cases, the city percentage is similar to the county percentage, except for the following:

Halifax	19.7%	Orange	5.8%
Weldon City	11.7%	Chapel Hill	0.9%
Roanoke Rapids	4.3%		
Buncombe	4.4%		
Asheville City	7.9%		

Source: Charter school membership collected from LEAs via electronic survey.  
LEA membership from 2014-15 Allotted ADM

# Percentage of Public School Students in Membership at Charter Schools

## Month 1 2013-14



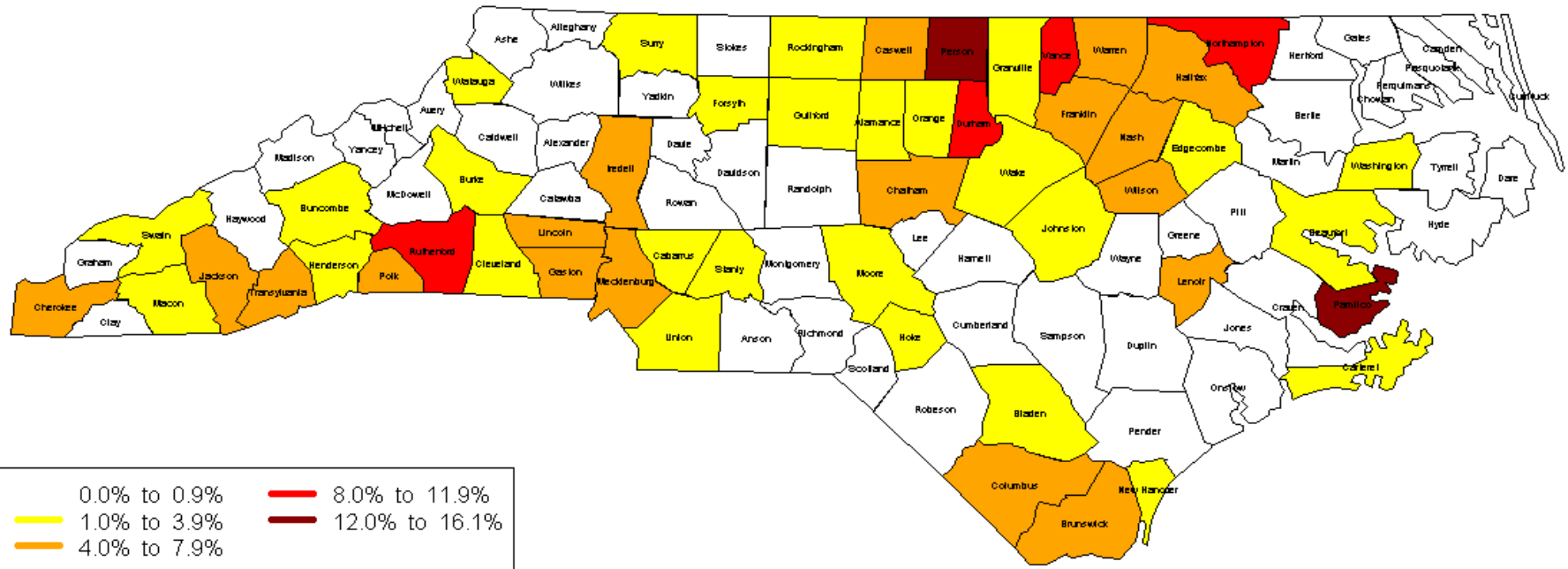
For purposes of illustration, city LEAs are combined with the county LEAs. In most cases, the city percentage is similar to the county percentage, except for the following:

Halifax	15.0%	Surry	3.6%
Weldon City	9.9%	Mt. Airy City	7.7%
Roanoke Rapids	4.0%	Elkin City	1.7%
Buncombe	2.5%	Orange	4.1%
Asheville City	6.2%	Chapel Hill	0.6%

Source: Charter school membership collected from LEAs via electronic survey.  
LEA membership from 2013-14 Allotted ADM



# Percentage of Public School Students in Membership at Charter Schools Month 1 2011-12



Source: Charter school membership collected from LEAs via electronic survey.  
LEA membership from 2011-12 Allotted ADM

For purposes of illustration, city LEAs are combined with the county LEAs. In most cases, the city percentage is similar to the county percentage, except for the following:

Halifax	10.54%	Orange	3.7%
Weldon City	6.9%	Chapel Hill	0.7%
Roanoke Rapids	4.0%		
Buncombe	2.6%		
Asheville City	6.1%		